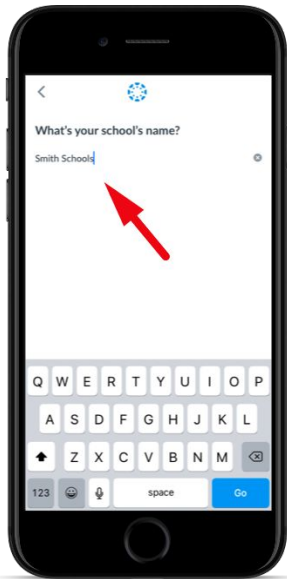




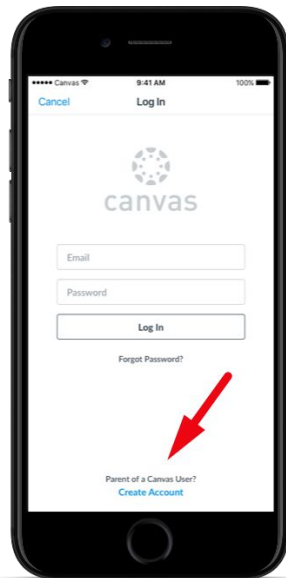
How to connect with your student using the Canvas Parent mobile app.

1 Download the Canvas Parent app from the App Store or Google Play.



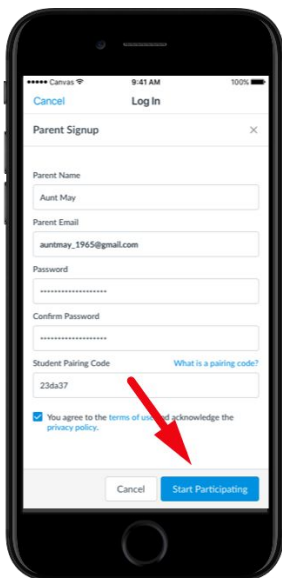
2

Open the Canvas Parent app, tap the Find my School button, enter [SCHOOL NAME], and proceed.



3

Tap Create Account link at the bottom of the login page.



4

Fill out the signup form, including the pairing code that was shared with you, and tap Start Participating.



5

You're now connected!